

20 Series

Quick Specs

Industrial Applications

Heavy- or Light-Duty
Fabrication Shops
Trailer Manufacturers
Furniture Manufacturers
Automotive Products
Educational Institutions

Processes

MIG (GMAW)
Flux-Cored (FCAW)
(Gas- and Self-Shielded)

Input Power 24 VAC, 7 A, 50/60 Hz

Wire Diameter Capacity

22A: .023 – 5/64 in. (0.6 – 2.0 mm)
24A: .023 – 3/32 in. (0.6 – 2.4 mm)

Wire Feed Speed 75 – 750 IPM (1.9 – 19 m/min.)

Net Weight **22A:** 36 lb. (15.4 kg) **24A:** 40 lb. (18 kg)

Models: **22A:** Two gear-driven drive rolls
24A: Four gear-driven drive rolls



Models include Bernard™ Q300 MIG gun, .035/.045-inch drive rolls and Centerfire™ contact tips! For more options, visit MillerWelds.com/equiptoweld.

Wire feed speed range is 75 – 750 IPM! This offers a wider operating range than the competition.

Trigger hold control allows operator to make long extended welds without having to hold gun trigger.

Gear-driven drive rolls offer smooth, positive and accurate wire feed with long, uninterrupted service life. 24A has four drive rolls for larger wire diameters.

On-board burnback and motor ramp control offers unmatched starting and stopping performance on a variety of power sources. This helps to ensure positive arc starting performance.

16-gauge sheet metal housing is robust in rough service applications and less prone to damage.

Remote voltage control is standard on 24A. Parameter adjustments can be made in weld cell or at a remote location. Optional for 22A.

Adjustable run-in control is standard on 24A for better arc-starting performance on a variety of wires. Optional for 22A.



Wire feeder is warranted for 3 years, parts and labor.



Miller Electric Mfg. Co.
An ITW Company
1635 West Spencer Street
P.O. Box 1079
Appleton, WI 54912-1079 USA

Equipment Sales US and Canada
Phone: 866-931-9730
FAX: 800-637-2315
International Phone: 920-735-4554
International FAX: 920-735-4125

MillerWelds.com
  



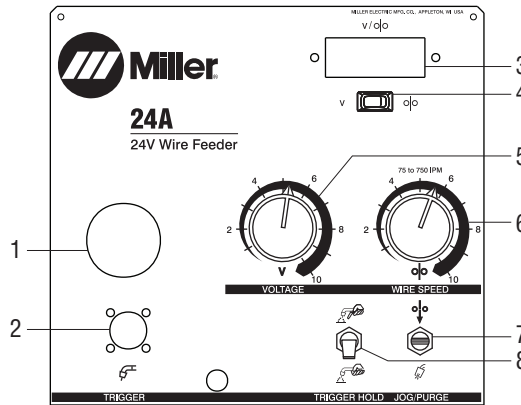
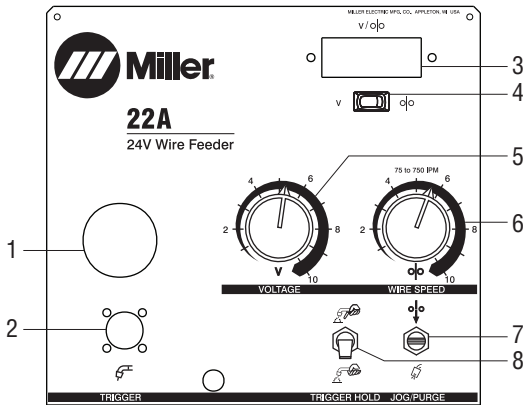
Specifications (Subject to change without notice.)

CV DC (Use with CV, DC Power Sources.)

Model	Input Power	Wire Feed Speed	Wire Diameter Capacity	Dimensions	Net Weight
22A	24 VAC, 7 A, 50/60 Hz	75–750 IPM (1.9–19 m/min.)	.023–5/64 in. (0.6–2.0 mm)	H: 11 in. (279 mm) W: 10.75 in. (273 mm) D: 23.5 in. (597 mm)	36 lb. (15.4 kg)
24A			.023–3/32 in. (0.6–2.4 mm)		40 lb. (18 kg)

 Certified by Canadian Standards Association to both the Canadian and U.S. Standards.

Control Panels



1. Gun Connection
 2. Trigger Receptacle
 3. Voltage/Wire Speed Meter*
 4. Meter Selection Switch*
 5. Remote Voltage Control**
 6. Wire Speed Control
 7. Jog/Purge
 8. Trigger Hold (On/Off)
- Power On/Off (on rear panel)

*Optional
**Optional on 22A,
standard on 24A

Drive Roll Kits and Guides (Order from Miller Service Parts.)

Select drive roll kits from chart below according to type and wire size being used. Drive roll kits include the necessary guides and feature an anti-wear sleeve for inlet guide.

Wire Size	"V" groove for hard wire		"U" groove for soft wire or soft-shelled cored wires		"V" knurled for hard-shelled cored wires		"U" cogged for extremely soft wire or soft-shelled cored wires (i.e., hard facing types)	
	22A 2-Roll Kit	24A 4-Roll Kit	22A 2-Roll Kit	24A 4-Roll Kit	22A 2-Roll Kit	24A 4-Roll Kit	22A 2-Roll Kit	24A 4-Roll Kit
.023/.025 in. (0.6 mm)	#087 131	—	—	—	—	—	—	—
.030 in. (0.8 mm)	#079 594	#046 780	—	—	—	—	—	—
.035 in. (0.9 mm)	#079 595	#046 781	#044 749	#044 750	#079 606	#046 792	—	—
.040 in. (1.0 mm)	—	#161 190	—	—	—	—	—	—
.045 in. (1.1/1.2 mm)	#079 596	#046 782	#079 599*	#046 785	#079 607	#046 793	#083 318	—
.052 in. (1.3/1.4 mm)	#079 597	#046 783	—	#046 786	#079 608	#046 794	—	—
1/16 in. (1.6 mm)	#079 598	#046 784	#079 601	#046 787	#079 609	#046 795	#079 614	#046 800
.068/.072 in. (1.8 mm)	—	—	—	—	#089 984	—	—	—
5/64 in. (2.0 mm)	—	—	—	#046 788	#079 610	#046 796	—	—
3/32 in. (2.4 mm)	—	—	—	—	—	#046 797**	—	—

*Accommodates .045 and .047 in. (3/64 mm) wire. **3/32 in. inlet guide (#194 264) is required when using 3/32 in. drive rolls.

Nylon Wire Guides for Feeding Aluminum Wire

Wire Size	Inlet Guide
.035–.047 in. (1.2 mm)	#151 203
1/16 in. (1.6 mm)	#151 205

Note: "U" groove drive rolls are recommended when feeding aluminum wire.

Genuine Miller® Options and Accessories

Digital Display V/WFS #186 498 Field
Dual-function, back-lit LCD digital meter with selector switch. The digital meter allows the wire feed speed to be preset in inches per minute or meters per minute. The voltage function, if used with a current Miller-manufactured, electronically controlled, constant-voltage power source, allows the arc voltage to be preset and monitored on the digital display. When used with voltage control #194 211.

Voltage Control #194 211 Field
Standard on 24A. Installs in front panel of the feeder to allow remote voltage control of most Miller, electronically controlled CV or CC/CV power sources.

Note: The field kit voltage control includes a 10-foot (3 m) cord that replaces the standard cord supplied with the feeder.

Run-In Control #193 391 Field
Standard on 24A. A separate wire feed speed adjustment to control wire speed prior to arc initiation. This control may be beneficial to aid arc starting with certain types of power sources.

Preflow/Postflow and Spot Control #186 496 Field
Installs inside feeder under an easy access hinged cover. Provides up to 5 seconds of spot weld time and has adjustable timers (0.25 to 5 seconds) for controlling gas flow prior to arc initiation and after completion of weld.



Carrying Cart #056 301
A utility cart for the wire feeder and other miscellaneous welding supplies. Height: 34 inches (863 mm). Lower tray height: 9 inches (228 mm). Shipped disassembled.



Feeder Cart #142 382
A low-profile, creeper cart which allows the operator to easily move the feeder around the work area. Shipped disassembled.


Turntable Assembly #146 236
Allows rotation of the feeder as operator changes work positions. This reduces strain and bending on gun cable.

Hanging Bail (Electrically Isolated) #058 435
Used for suspending feeder over work area.



Spool Cover #057 607
For 12-inch (305 mm) spool.

Spool Adapter #047 141
For use with 14-pound (6.4 kg) spool of Lincoln self-shielding wire.



Wire Reel Assembly #108 008
For 60-pound (27 kg) coil of wire.

Reel Cover #195 412
For 60-pound (27 kg) coil. Helps to protect the welding wire from dust and other contaminants.



PSA-2 Control #141 604
Required when using the 22A wire feeder with power sources having only 115 VAC available. The PSA-2 control can be conveniently mounted on the wire feeder or positioned at the power source. The control is equipped with a 14-pin receptacle for direct connection of the wire feeder control cord. A short cord with a four-pin amp plug is hard wired to the control. A 10-foot (3 m) interconnecting cord with a four-pin amp for connection to the PSA-2 and Hubbell connectors for older-style Miller CV power sources is included. The PSA-2 control can also be used with competitive power sources requiring a contact closure for contactor control.

Extension Cables for 14-Pin Plugs to 14-Pin Sockets*

#242 208 025 25 ft. (7.6 m)

#242 208 050 50 ft. (15.2 m)

#242 208 080 80 ft. (24.4 m)

Provides 14-pin, 24 VAC, contactor and voltage control. Add to the standard 10-foot (3 m) feeder cable to extend feeder farther from power source.

**For additional lengths visit MillerWelds.com/equiptoweld.*

Ordering Information

Power Source and Options	Stock No.	Description	Qty.	Price
22A	#951 190			
	#951 191	With run-in control		
	#951 192	With digital display and voltage control		
24A	#951 193			
	#951 194	With digital display		
Digital Display Meter	#186 498	Field.		
Voltage Control	#194 211	Field. Standard on 24A		
Run-In Control	#193 391	Field. Standard on 24A		
Preflow/Postflow and Spot Control	#186 496	Field		
Power Sources				
CP-302		See Lit. Index No. DC/13.0		
Deltaweld® Series		See Lit. Index No. DC/16.2		
XMT® 304/350/450 CC/CV		See Lit. Index No. DC/18.8 and DC/18.83		
Invision™ 352 MPa and 450 MPa		See Lit. Index No. DC/23.6		
Accessories				
Drive Roll Kits		See page 2		
Carrying Cart	#056 301			
Feeder Cart	#142 382			
Turntable Assembly	#146 236			
Hanging Bail	#058 435			
Spool Cover	#057 607			
Spool Adapter	#047 141			
Wire Reel Assembly	#108 008			
Reel Cover	#195 412			
PSA-2 Control	#141 604			
Extension Cables	#242 208 025	25 ft. (7.6 m)		
	#242 208 050	50 ft (15.2 m)		
	#242 208 080	80 ft (24.4 m)		
Bernard™ Q-Gun™				
Roughneck® MIG Guns				
Miscellaneous				
Primary Power Cable				
Secondary Weld Cable				
Work Cable with Work Clamp				
Gas Cylinder				
Gas Hose with Fittings				
Flowmeter Regulator				
Welding Wire				
Helmet				
Welding Gloves				

Date:

Total Quoted Price:

Distributed by:

