



Welding Training Solutions

Innovative, introductory solutions designed
to train the next generation of welders
more efficiently and effectively



Welding Training Solutions

MobileArc™, AugmentedArc® and LiveArc™

Why Miller?®

Miller® is all about building things that matter. More than just welding products, Miller wants to help build people too, with a quest to build the future of welding. Educating future welders begins with hands-on training tools along with educators and trainers who are committed to the success of the welding industry.

Without being exposed to welding, young students may never know it could be a field of interest and a successful and enjoyable career option. Early exposure is critical, which is why Miller offers innovative and engaging welding training solutions.

By offering these training solutions, Miller hopes to get more young students interested in our craft so they can find their true calling. **You and Miller: Together, we build careers.**




Why Training Solutions?

ITW WELDING: COMMITTED TO THE FUTURE OF WELDING

Committed to the success of the welding industry

Collaborating with welding educators and trainers

Developing innovative and engaging solutions



Miller training solutions are developed to support your efforts:



Optimize instructor efficiency



Minimize material cost



Deliver real-time feedback



Enhance job candidate
recruiting and screening



Reduce overall training time



Build a larger, more skilled workforce



Assess weld operator skill
and performance



User-friendly

Comparison Chart

	Feature	MobileArc™	AugmentedArc®	LiveArc™
	Price	\$	\$\$	\$\$\$
	Weight	7 lbs	23 lbs	Up to 527 lbs
Processes/Transfer Modes	GMAW	✓	✓	✓
	GMAW-S	✓		✓
	GMAW-P			✓
	FCAW		✓	✓
	SMAW		✓	✓
	GTAW		✓	
	Joints	Bead on Plate		✓
Lap Joint		✓	✓	✓
T-Joint		✓	✓	✓
Pipe-to-Plate			✓	
Single V-Groove				✓
V-Groove with Backing			✓	
V-Groove without Backing			✓	
Butt Joint		✓	✓	✓
Single-Bevel Groove				✓
Butt Pipe			✓	
Positions	1F		✓	
	2F	✓	✓	✓
	3F		✓	✓
	4F		✓	✓
	1G	✓	✓	✓
	2G		✓	✓
	3G		✓	✓
	4G		✓	✓
	5G		✓	
	6G		✓	
Materials	Mild Steel	✓	✓	✓
	Aluminum		✓	✓
	Stainless Steel		✓	✓
Thickness	1/8"		✓	✓
	1/4"	✓	✓	✓
	3/8"		✓	✓
Scoring	Weld Quality Scores	✓	✓	✓
	Technique Scores	✓	✓	✓
Software Features	Login with User Account		✓	✓
	Detailed Results History		✓	✓
	Summarized Results History	✓	✓	✓
	Integrated Theory Content		✓	✓
	Customizable Exercises		✓	✓
	PC-based Software		✓	
System Display	Integrated or Included			
	Touch Screen	✓		✓
	External Monitor Support	✓	✓	✓
	Helmet	✓	✓	
Package Components	AR/VR Helmet	✓	✓	
	Travel Case	✓	✓	
	Work Stand		✓	✓

MobileArc™

#907817

An affordable, easy-to-use welding simulation tool designed to attract, engage and introduce students to welding through a hands-on augmented reality experience.

Price: \$

Weight: 7 lbs

Processes: MIG

Joints: T-, Lap, and V-Groove

Positions: 2F and 1G

Specially Designed Helmet Mount

Provides a fully engaging welding experience

Simple Interface

Easy setup and simple user interface allows for students to work independently, increasing instructor efficiency

System Display

The output can be streamed to an external display for a more collaborative learning environment

*Google Chromecast not included

Welding Gun Mount

Mobile devices can be mounted to the welding gun to promote further student interaction, allowing them to share the welding experience

Real-Time Feedback

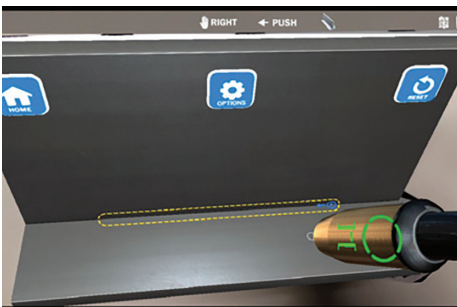
Provided on user's technique to help correct errors, reinforce proper welding practices and accelerate skill advancement prior to live-arc welding

Portable

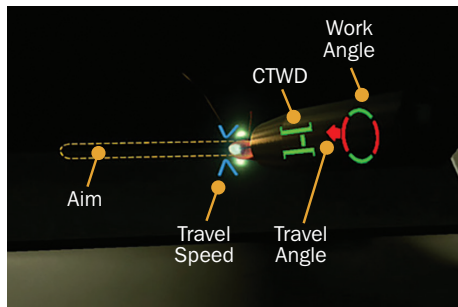
Lightweight design makes transport easy for remote learning and recruiting events



Watch MobileArc Demonstration



MobileArc™ Display



Welding Simulation Screen



Post-Weld Feedback Screen

AugmentedArc®

#951823

For beginner to advanced-level weld students, this system simulates multiple welding processes, blending real-world and computer-generated images into a unique, augmented reality environment. AugmentedArc® features classroom connectivity, student history and reporting, Miller and NCCER (National Center for Construction Education and Research) welding exercises and the ability to customize your welding exercises.



Price: \$\$

Weight: 23 lbs

Processes: MIG, Flux-Cored, Stick and TIG

Joints: Bead on Plate, T-, Butt, Lap, Pipe-to-Plate, Butt Pipe, V-Groove with Backing, and V-Groove without Backing

Positions: 1F-4F, 1G-6G

AugmentedArc Helmet
 Lightweight, balanced design with a large viewing area for enhanced user comfort and experience

Work Stand
 Allows for training in out-of-position applications

Teacher Software
 User-friendly and flexible LMS where instructors can customize their own welding curriculum

Distance Learning Mode
 Can be placed at any remote location for home use or on-the-go learning

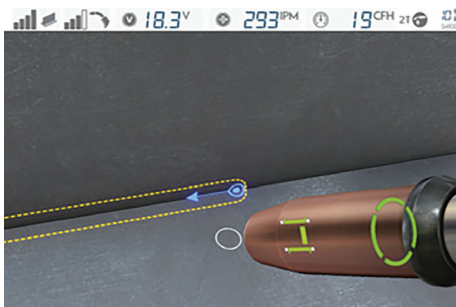
Real-Time Feedback
 Provided on user's technique to help correct errors, reinforce proper welding practices and accelerate skill advancement prior to live-arc welding

NCCER and OpenBook Exercises
 Integrated with exercises for OpenBook and NCCER Welding Levels 1-2 curriculum

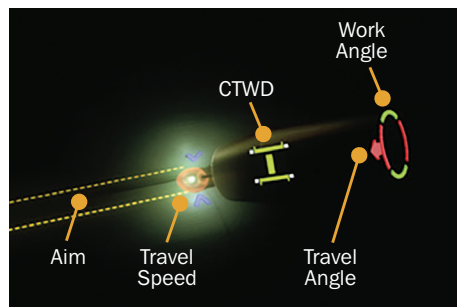
Specially Coded Workpieces
 Provide a wide range of training applications



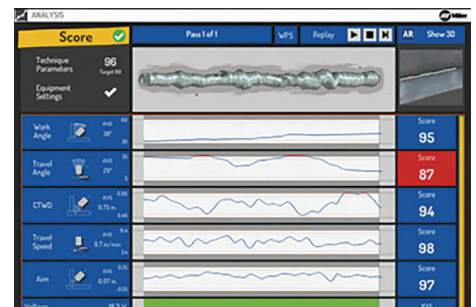
Watch AugmentedArc Demonstration



AugmentedArc® Display



Welding Simulation Screen



Post-Weld Feedback Screen

LiveArc™

#907714001

Ideal for lab training, LiveArc™ welding performance management system provides both a simulation/ pre-weld setup mode as well as a live-arc training mode, allowing the user to gain experience and build techniques in pre-weld exercises before seamlessly transitioning into real welding.



Price: \$\$\$

Weight: Up to 527 lbs

Processes: MIG, Flux-Cored and Stick

Joints: Lap, T-, Pipe-to-Plate, Single V-Groove, Butt, and Single-Bevel Groove

Positions: 2F-4F; 1G-4G

Motion-Tracking Cameras

Provide critical feedback on key performance parameters to improve baseline welding skills

Touchscreen Monitor

21.5-inch widescreen HD display and works with a gloved hand

Welding Positioning Arm

Allows for training in out-of-position applications

ArcStation™ Base

0.5-inch reversible steel table top and ships complete with drawers, gun holder, quick-release clamps and heavy-duty casters for mobility

SmartGun

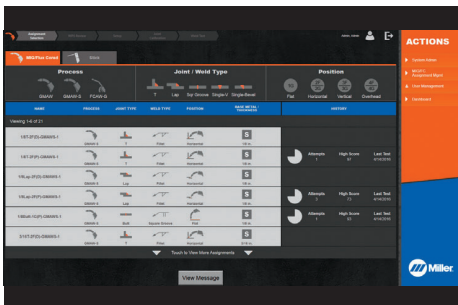
Glove-friendly, industry-exclusive 400-amp MIG gun with built-in LEDs



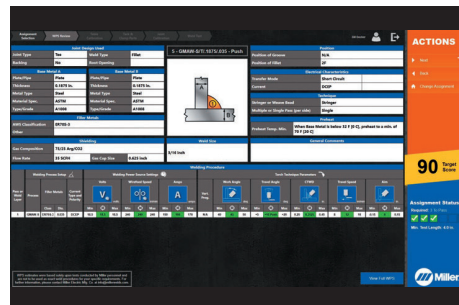
LiveArc PC Software

Available for free installation on a separate PC and data can be transferred to and from the PC for reviewing student progress and managing assignments/users

[Watch LiveArc Demonstration](#)



Assignment Selection Screen



Welding Procedure Specification Screen



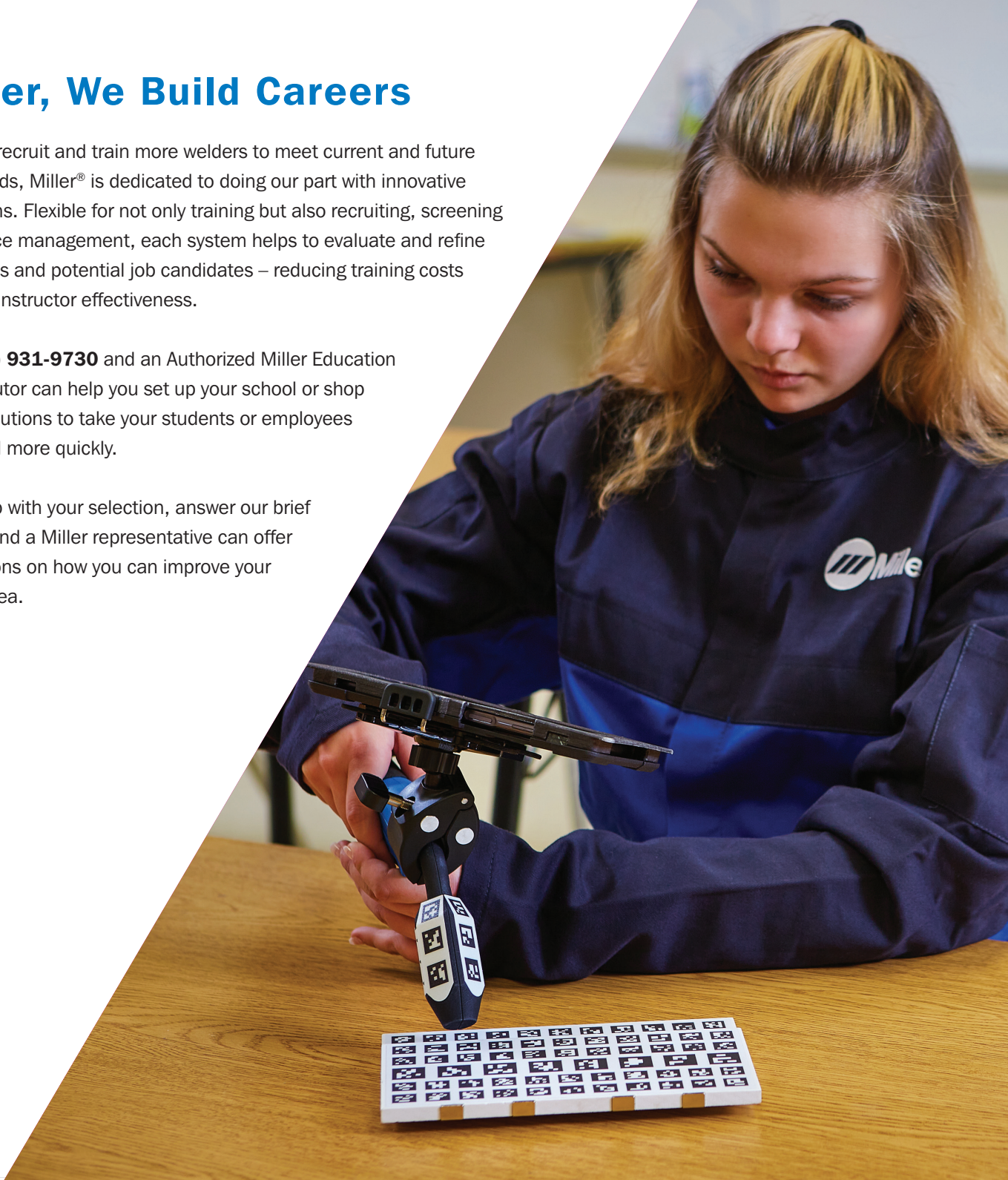
Post-Weld Feedback Screen

Together, We Build Careers

In the quest to recruit and train more welders to meet current and future industry demands, Miller® is dedicated to doing our part with innovative training solutions. Flexible for not only training but also recruiting, screening and performance management, each system helps to evaluate and refine skills of students and potential job candidates – reducing training costs and increasing instructor effectiveness.

Call us at **(866) 931-9730** and an Authorized Miller Education Product Distributor can help you set up your school or shop with training solutions to take your students or employees to the next level more quickly.

If you need help with your selection, answer our brief questionnaire and a Miller representative can offer recommendations on how you can improve your weld training area.



[MillerWelds.com/trainingsolutions](https://www.MillerWelds.com/trainingsolutions)

#290937 ©2022 Miller Electric Mfg. LLC

