

Dimension™ Series

Multiprocess Welding Power Source 

Quick Specs



Heavy Industrial Applications

Fabrication and Construction
 Heavy Manufacturing
 MRO — Maintenance/Repair
 Pressure Tank/Vessel Fabrication
 Pipe Welding
 Shipbuilding
 Refineries and Foundries
 Railcar Manufacturing
 Earth-Moving Equipment Manufacturing

Processes

MIG (GMAW)
 Stick (SMAW)
 TIG (GTAW)
 Flux-Cored (FCAW)
 Air Carbon Arc (CAC-A)
 Cutting and Gouging
 Submerged Arc (SAW)

Input Power 3-Phase Power

Rated Output **302:** 300 A at 32 VDC, 100% Duty Cycle
452/562: 450 A at 38 VDC, 100% Duty Cycle
652/812: 650 A at 44 VDC, 100% Duty Cycle

Net Weight **302:** 361 lb. (164 kg)
452/562: 424 lb. (192 kg)
652/812: 545 lb. (247 kg)

DC multiprocess capability provides versatility and outstanding arc performance in CV (MIG) and CC (Stick, TIG, CAC-A).

Built-in arc control lets you get in tight without sticking the electrode. An electrode compensation circuit ensures consistent arc control performance regardless of the electrode size.

Internal digital voltage control (DVC) enables operator to preset weld voltage in the CV mode prior to welding.

Line voltage compensation ensures consistent weld performance by keeping output power constant even if primary input power varies by ±10 percent.

Hot Start™ makes it easy to start difficult Stick electrodes such as E-6010 and E-7018.

Power efficient for exceptional value and return on your investment.

115 VAC duplex receptacle provides 15 amps of auxiliary power.

Thermal overload protection light indicates power shutdown. Helps prevent machine damage if the duty cycle is exceeded or airflow is blocked.

Power cord strain relief provided for your convenience at installation.



Dimension™ 452 MIGRunner™ Package shown.

Fan-On-Demand™ operates only when needed reducing noise, power consumption, and the amount of airborne contaminants pulled through the machine.



Build your own system at MillerWelds.com/equiptoweld or see the **Stationary and MIGRunner™ Packages** (page 5).

Digital voltmeter and ammeter are easy to read, even at 30 feet (9.2 m).

Simple control panel features single range amperage/voltage adjustment. Provides easy and efficient operation.

14-pin receptacle provides quick, direct connection to Miller 14-pin wire feeders and accessories.

Remote on/off capabilities allow operator to turn power source on and off from a distance.

Remote voltage control allows operator to change voltage from feeder.

Enclosed circuit boards provide additional protection from contaminants resulting in longer service life.

PC board protection prevents the wire feeder power or other stray voltages (less than 115 VAC) from harming the power source PC board.



Power source is warranted for 3 years, parts and labor.
 Original main power rectified parts are warranted for 5 years.



Miller Electric Mfg. Co.
 An ITW Company
 1635 West Spencer Street
 P.O. Box 1079
 Appleton, WI 54912-1079 USA

Equipment Sales US and Canada
 Phone: 866-931-9730
 FAX: 800-637-2315
 International Phone: 920-735-4554
 International FAX: 920-735-4125

MillerWelds.com
  



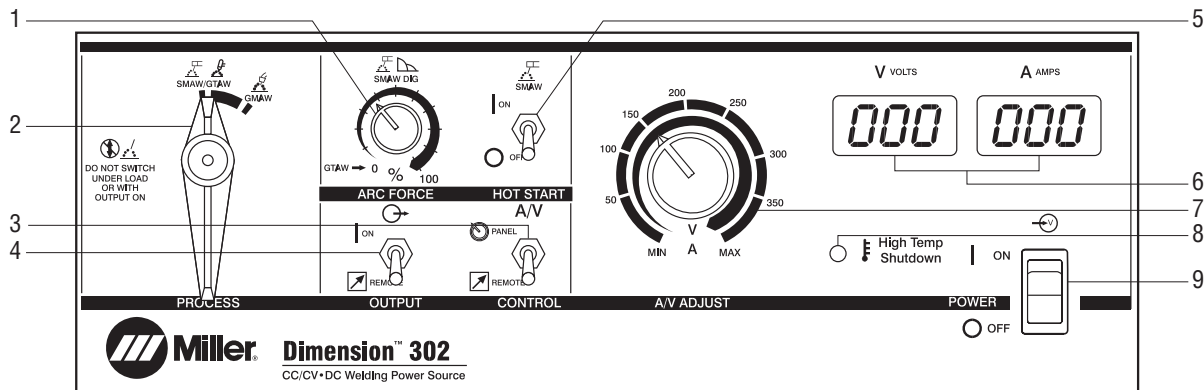
Dimension™ 302 Specifications (Subject to change without notice.)



Amperage/Voltage Range	Rated Output	Amps Input at Rated Output, 50/60 Hz						Max. Open-Circuit Voltage*	Dimensions	Net Weight
		200 V	230 V	460 V	575 V	KVA	KW			
15–375 A in CC mode	300 A at 32 VDC, 100% duty cycle	57.5	50	25	20	20	12.9	60 VDC	H: 30 in. (762 mm) (including lift eye) W: 23 in. (585 mm) D: 30.5 in. (775 mm) (including strain relief)	361 lb. (164 kg)
10–32 V in CV mode		69	60	30	24	23.7	13.4	36 VDC		

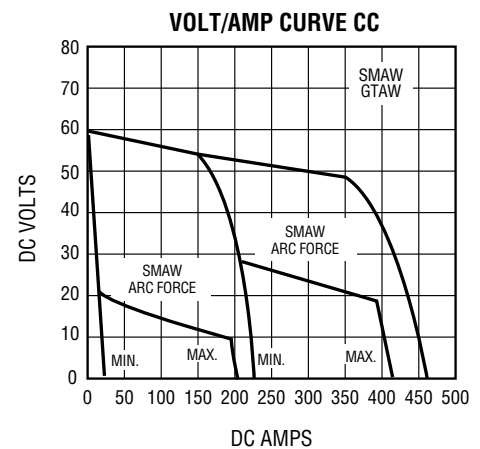
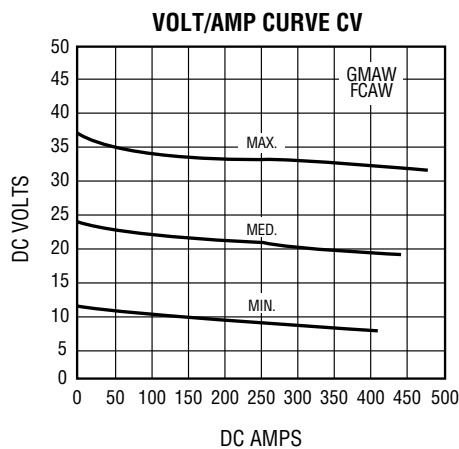
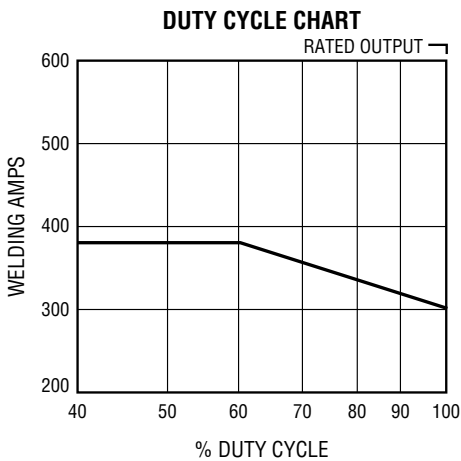
*Open-circuit voltages in CV mode are factory set at values less than indicated for CC.

Control Panel



1. Arc Force (DIG) Control
2. Process Selector Switch
3. Remote Amperage/Voltage Control Switch
4. Output Switch (Contactor)
5. Hot Start Switch
6. Digital Meters
7. Amperage/Voltage Adjustment Control
8. High Temperature Shutdown Light
9. Power Switch with Indicator Light

Performance Data



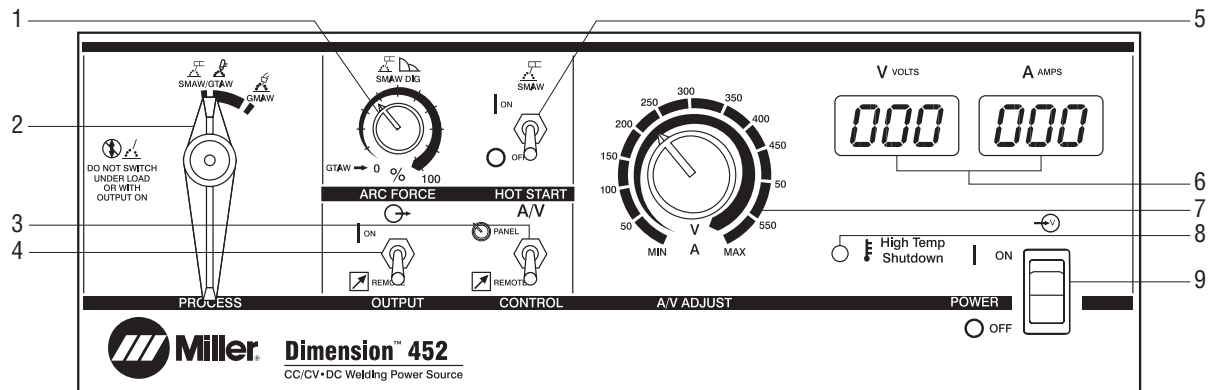
Dimension™ 452/562 Specifications (Subject to change without notice.)



Amperage/Voltage Range	Rated Output	Amps Input at Rated Output, 50/60 Hz										Max. Open-Circuit Voltage*	Dimensions	Net Weight
		200 V	230 V	380 V	400 V	440 V	460 V	520 V	575 V	KVA	KW			
20–565 A in CC mode	450 A at 38 VDC, (36.5 VDC for CE Model) 100% duty cycle	91	79	48	46	41	39	34	31	31.4	22	65 VDC	H: 30 in. (762 mm) (including lift eye) W: 23 in. (585 mm) D: 38 in. (966 mm) (including strain relief)	424 lb. (192 kg)
10–38 V in CV mode		104	90	52.5	51	46	45	38	36	35.3	22.3			

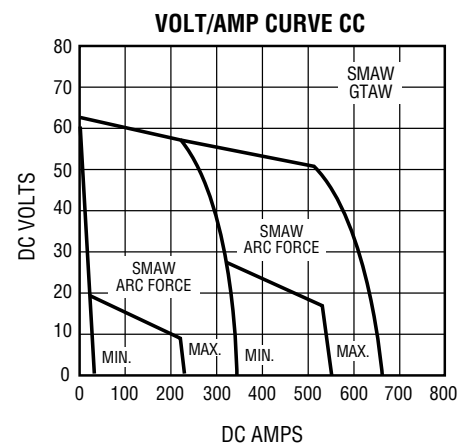
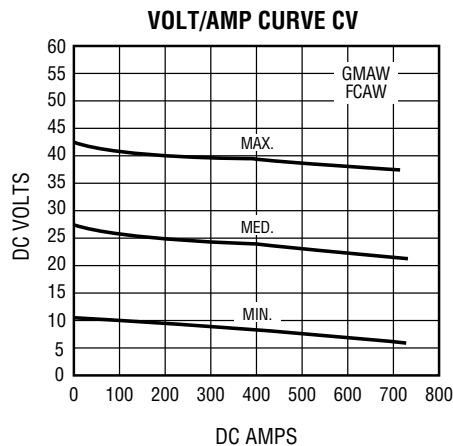
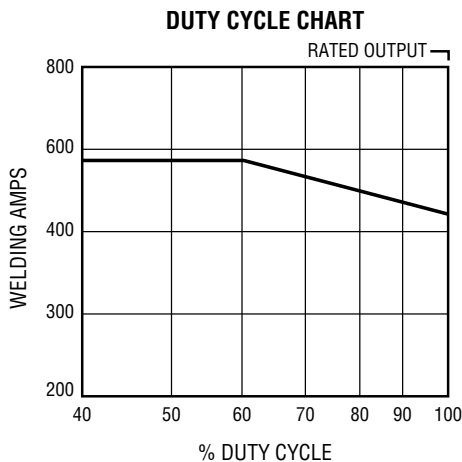
*Open-circuit voltages in CV mode are factory set at values less than indicated for CC.

Control Panel



- 1. Arc Force (DIG) Control
- 2. Process Selector Switch
- 3. Remote Amperage/Voltage Control Switch
- 4. Output Switch (Contactor)
- 5. Hot Start Switch
- 6. Digital Meters
- 7. Amperage/Voltage Adjustment Control
- 8. High Temperature Shutdown Light
- 9. Power Switch with Indicator Light

Performance Data



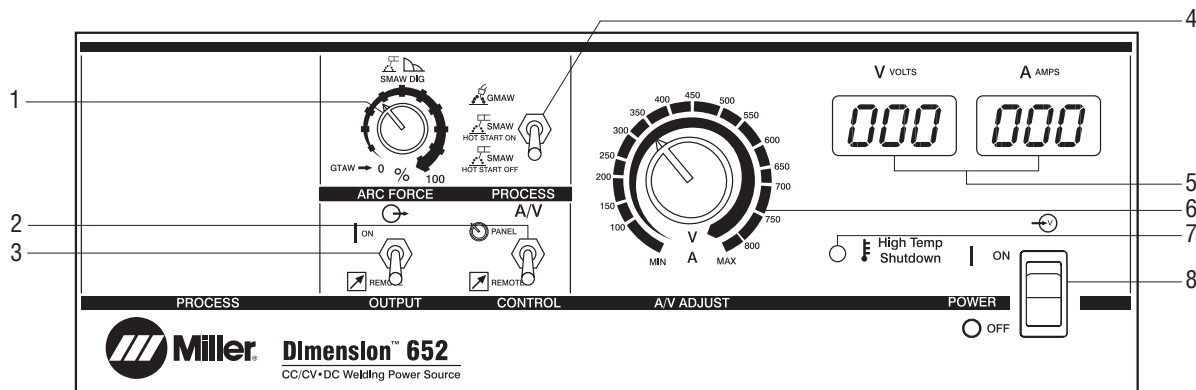
Dimension™ 652/812 Specifications (Subject to change without notice.)



Amperage/Voltage Range	Rated Output	Amps Input at Rated Output, 50/60 Hz										Max. Open-Circuit Voltage*	Dimensions	Net Weight
		230 V	380 V	400 V	440 V	460 V	520 V	575 V	KVA	KW				
50–815 A in CC mode	650 A at 44 VDC, 100% duty cycle	126	77	73	66	63	54	50.4	50	34.8		72 VDC	H: 30 in. (762 mm) (including lift eye) W: 23 in. (585 mm) D: 38 in. (966 mm) (including strain relief)	545 lb. (247 kg)
10–65 V in CV mode												67 VDC		

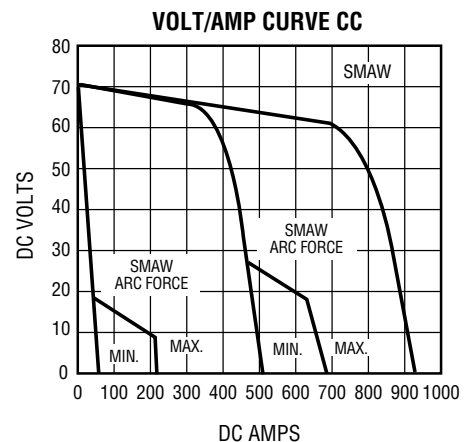
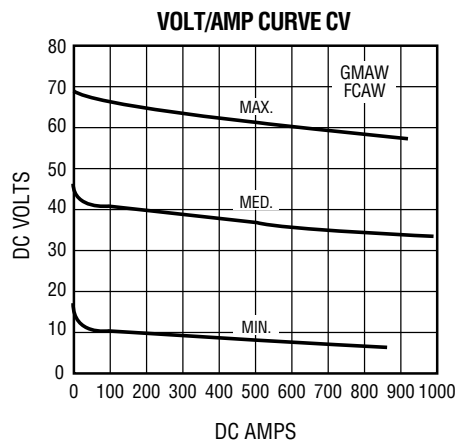
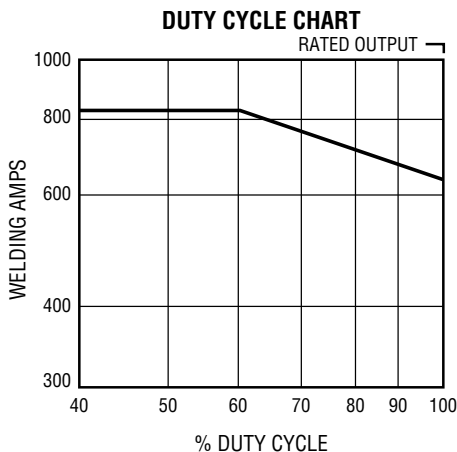
*Open-circuit voltages in CV mode are factory set at values less than indicated for CC.

Control Panel



1. Arc Force (DIG) Control
2. Remote Amperage/Voltage Control Switch
3. Output Switch (Contactor)
4. Process Selector Switch
5. Digital Meters
6. Amperage/Voltage Adjustment Control
7. High Temperature Shutdown Light
8. Power Switch with Indicator Light

Performance Data



Packages



Option #1: Dimension™ Power Source Only

Purchase components separately.

Dimension 302

#903 216 (230/460/575 V, 60 Hz)

Dimension 452

#903 254 (200-208/230/460 V, 60 Hz)

#903 255 (230/460/575 V, 60 Hz)

Dimension 562

#907 360 (380/400/440 V, 50 Hz w/CE)

Dimension 652

#903 379 (230/460/575 V, 60 Hz)

Dimension 812

#907 361 (380/400/440 V, 50 Hz w/CE)



Build your own system at
MillerWelds.com/equiptoweld



Option #2: Dimension™ Stationary Package

Stationary display without running gear or cylinder rack.

Dimension 302 Stationary Package

#951 272 (230/460/575 V, 60 Hz)

Dimension 452 Stationary Package

#951 273 (230/460/575 V, 60 Hz)

Dimension 652 Stationary Package

#951 274 (230/460/575 V, 60 Hz)

Comes complete with:

- Dimension power source
- S-74D wire feeder
- Bernard™ Q-Gun™
- Industrial MIG 4/0 kit consisting of flowmeter regulator with 10-ft. (3 m) gas hose, 10-ft. (3 m) 4/0 feeder weld cable with lugs, and 15-ft. (4.6 m) work cable with 600-amp C-clamp



Option #3: Dimension™ MIGRunner™ Package

MIGRunner system with factory-installed standard running gear and cylinder rack.

Dimension 302 MIGRunner Package

#951 276 (230/460/575 V, 60 Hz)

Dimension 652 MIGRunner Package

#951 278 (230/460/575 V, 60 Hz)

Comes complete with:

- Dimension power source
- S-74D wire feeder
- Bernard™ Q-Gun™
- Industrial MIG 4/0 kit consisting of flowmeter regulator with 10-ft. (3 m) gas hose, 10-ft. (3 m) 4/0 feeder weld cable with lugs, and 15-ft. (4.6 m) work cable with 600-amp C-clamp
- Factory-installed standard running gear and cylinder rack

Genuine Miller® Options and Accessories

Ground Current Sensor #195 048 Field
Disables power source if weld current is present on primary ground.

Extension Cables for 14-Pin Plugs to 14-Pin Sockets*

#242 208 025 25 ft. (7.6 m)

#242 208 050 50 ft. (15.2 m)

#242 208 080 80 ft. (24.4 m)

Extension cables make a direct connection between the power source and remote control or 24 VAC wire feeder. No messy splicing or adapting required.

*For additional lengths visit MillerWelds.com/equiptoweld.



Industrial MIG 4/0 Kit #300 390

Includes flowmeter regulator with 10-foot (3 m) gas hose, 10-foot (3 m) 4/0 feeder weld cable with lugs, and 15-foot (4.6 m) work cable with 600-amp C-clamp.

Polarity Control #042 871

This dual-function control is designed for use with dual wire feeders or any application where electrical isolation and/or polarity reversing of weld current is required. Both functions can be used at the same time.

Process Control Selector #042 872

Allows you to easily change weld processes without changing cables—from TIG to MIG or TIG to Stick. Also includes features of Polarity Control. Can be used with any constant-current, constant-voltage or multiprocess CC/CV welding power source.



Standard Running Gear #042 886

The large 10-inch (254 mm) rear wheels and 5-inch (127 mm) front casters on this running gear provide excellent mobility on the shop floor, making it easier to move the power source. Very easy to install. Handles double as weld cable holder.

Standard Cylinder Rack #042 887

Holds two cylinders. Only installs on Standard Running Gear.



HF-251D-1 High-Frequency Arc Starter/Stabilizer #042 388

This portable 250-amp, 60 percent duty cycle unit adds high frequency to the welding circuit to help start the arc when using the TIG (GTAW) process. Operates on 115 VAC 50/60/100 Hz. See Lit. Index No. AY 5.1.

Remote Controls and Switches



RMLS-14 #129 337

Momentary- and maintained-contact rocker switch for contactor control. Push forward for maintained contact and backward for momentary contact. Includes 26.5-foot (8 m) cord and 14-pin plug.



RCC-14 Remote Contactor and Current Control #151 086

East/west rotary-motion fingertip control attaches to TIG torch using two hook-and-loop fasteners. Allows complete current and contactor control at operator's fingertips. Includes 26.5-foot (8 m) cord and 14-pin plug.



RCCS-14 Remote Contactor and Current Control #043 688

North/south rotary-motion fingertip control attaches to TIG torch using two hook-and-loop fasteners. Great for applications that require a finer amperage control. Includes 26.5-foot (8 m) cord and 14-pin plug.



RHC-14 Hand Control* #242 211 020

20-ft. (6 m) cord

#242 211 100

100-ft. (30.5 m) cord

Miniature hand control for remote current and contactor control. Dimensions: 4 x 4 x 3.25 inches (102 x 102 x 83 mm). Includes cord and 14-pin plug.

*For additional lengths visit MillerWelds.com/equiptoweld.



RFCS-14 Foot Control #043 554

Foot current and contactor control.

Includes 20-foot (6 m) cord and

14-pin plug.

Coolant Systems

For more information, see the Miller Coolant Systems literature sheet, Index No. AY/7.2.



Coolmate™ 3

#043 007 115 VAC

#043 008 230 VAC

For use with water-cooled torches rated up to 500 amps. Unique paddle-wheel indicator, external filter and easy-fill spout.



Coolmate™ 4 #042 288

115 VAC
For use with water-cooled torches rated up to 600 amps. Tough molded polyethylene case with carrying handle.

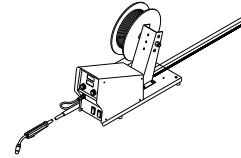
Coolant #043 810

Sold in cases of four one-gallon recyclable plastic bottles. Miller coolants contain a base of ethylene glycol and deionized water to protect against freezing to -37 degrees Fahrenheit (-38° C) or boiling to 227 degrees Fahrenheit (108° C). Also contains a compound that resists algae growth.

Wire Feeder Options

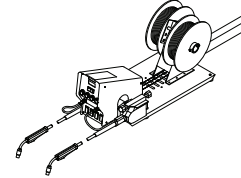
Bench-Style Feeders

	Lit. Index No.
22A	M/11.0
24A	M/11.0
S-74S	M/3.0
S-74D	M/3.0
S-74DX	M/3.0
S-74 MPa Plus	M/3.0



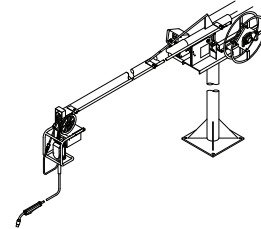
Bench-Style Dual Feeders

D-74S	M/3.0
D-74D	M/3.0
D-74DX	M/3.0
D-74 MPa Plus	M/3.0



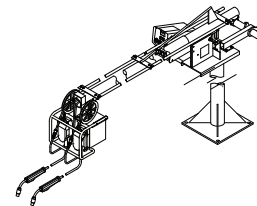
Boom-Style Feeders

SS-74S12	M/13.11
SS-74S16	M/13.11
SS-74D12	M/13.11
SS-74D16	M/13.11
SS-74DX12	M/13.11
SS-74DX16	M/13.11
SS-74 MPa Plus	M/13.11



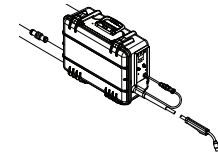
Boom-Style Dual Feeders

DS-74S12	M/13.11
DS-74S16	M/13.11
DS-74D12	M/13.11
DS-74D16	M/13.11
DS-74DX12	M/13.11
DS-74DX16	M/13.11
DS-74 MPa Plus	M/13.11



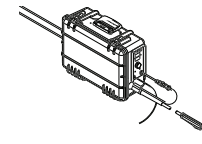
Portable Feeders

SuitCase® 12RC	M/6.5
----------------	-------



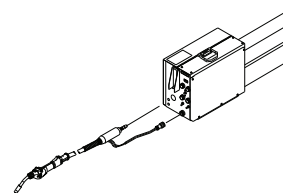
Portable Voltage-Sensing Feeders

SuitCase® X-TREME™ 8VS	M/6.42
SuitCase® X-TREME™ 12VS	M/6.42



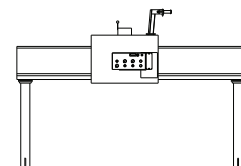
Aluminum Push-Pull Feeders

XR™-S and XR™-D Controls	M/1.7
Guns available:	
XR-Aluma-Pro™	M/1.71
XR-Pistol	M/1.73
XR-Pistol-Pro	M/1.74



Hard Automation

70 Series Remote Configurations	M/3.0
---------------------------------	-------



Ordering Information

Equipment and Options	Stock No.	Description	Qty.	Price
Dimension™ 302 Power Source Only	#903 216*	230/460/575 V, 60 Hz		
Dimension™ 302 Stationary Package	#951 272*	230/460/575 V, 60 Hz		
Dimension™ 302 MIGRunner™ Package	#951 276*	230/460/575 V, 60 Hz		
Dimension™ 452	#903 254* #903 255*	200-208/230/460 V, 60 Hz 230/460/575 V, 60 Hz		
Dimension™ 452 Stationary Package	#951 273*	230/460/575 V, 60 Hz		
Dimension™ 562	#907 360**	380/400/440 V, 50 Hz w/CE		
Dimension™ 652	#903 379*	230/460/575 V, 60 Hz		
Dimension™ 652 Stationary Package	#951 274*	230/460/575 V, 60 Hz		
Dimension™ 652 MIGRunner™ Package	#951 278*	230/460/575 V, 60 Hz		
Dimension™ 812	#907 361**	380/400/440 V, 50 Hz w/CE		
Wire Feeders				
22A	#951 190	See Lit. Index No. M/11.0		
24A	#951 193	See Lit. Index No. M/11.0		
70 Series		See Lit. Index No. M/3.0		
SuitCase® 12RC	#951 580	See Lit. Index No. M/6.5		
SuitCase® X-TREME™ 8VS	#951 583	See Lit. Index No. M/6.42		
SuitCase® X-TREME™ 12VS	#951 543	See Lit. Index No. M/6.42		
XR™-Controls	#300 601 #300 687	XR-S model. See Lit. Index No. M/1.7 XR-D model. See Lit. Index No. M/1.7		
Swingarc™ Boom Feeders		See Lit. Index No. M/13.11		
Remote Controls				
RMLS-14	#129 337	Rocker switch		
RCC-14	#151 086	Fingertip control (side to side)		
RCCS-14	#043 688	Fingertip control (up and down)		
RHC-14	#242 211 020 #242 211 100	Hand control with 20-ft. (6 m) cord and 14-pin plug Hand control with 100-ft. (30.5 m) cord and 14-pin plug		
RFCS-14	#043 554	Foot control		
Options and Accessories				
Ground Current Sensor	#195 048	Field		
Extension Cables		See page 6		
Industrial MIG 4/0 Kit	#300 390	Includes flowmeter regulator with 10-ft. (3 m) gas hose, 10-ft. (3 m) 4/0 feeder weld cable with lugs, and 15-ft. (4.6 m) work cable with 600-amp C-clamp		
Polarity Control	#042 871			
Process Control Selector	#042 872			
Standard Running Gear	#042 886			
Standard Cylinder Rack	#042 887			
HF-251D-1 Starter/Stabilizer	#042 388	See Lit. Index No. AY/5.1		
Coolant Systems		See page 6		
Coolant	#043 810			
Primary Power Cable				
Secondary Welding Cables				
Work Cable and Clamp				

Date:

Total Quoted Price:

*  Certified by Canadian Standards Association to both the Canadian and U.S. Standards.

**  50 Hz models with CE Specifications are manufactured according to the Standards IEC-974-1 and EN-60974-1.

Distributed by:

